



A MESSAGE FROM THE HEADTEACHERS...

Welcome back to 'Keeping in Touch'! We had hoped that it would not be necessary to ever relaunch this publication, but under current circumstances it clearly is. We know how much, during previous periods of school closure or partial closure, our children enjoyed having their pictures included for everyone to share, and the smiles that it brought to us all.

It has been wonderful to see, over the past two weeks, such a successful launch of Google Classroom to enable remote learning to take place, with children joining our live Q&A sessions and sharing their work with us. It has been inspiring to see how engaged everyone is and to have so much positive feedback. We have especially enjoyed the start to each day with live registration and a chance to see so many smiling faces and share a time of 'togetherness'. With an eye on trying to continually improve our virtual school provision we are making a couple of changes; we are delighted that from next week we will be introducing a daily 'Lady Boswells Story Time' session and that, in response to some parental feedback and having sought further clarification, we will no longer need to record the live sessions.

We would like to express our gratitude on behalf of all of the staff for your very many kind messages of support and thanks. These have offered us all a real boost and have been an acknowledgement of all the preparation, planning and work that has gone into developing the virtual school from its initial form in March of last year. It provides our teaching staff, quite a number of whom have babies or school-aged children themselves, with well-deserved recognition of their commitment towards their pupils. We would like to take this opportunity to reciprocate and to thank you all for your commitment to the home-school partnership, for all the hard-work and support you have given your children in helping them to adapt to the new routines.

January's core value is 'honesty'. We invite you to talk to your child about the following Bible passage linked to this value 'If you love me, keep my commands. And I will ask the Father, and he will give you another advocate to help you and be with you forever – the Spirit of truth... He lives with you and will be in you.' John 14 verse 15-17

Please keep safe.

Kind regards

Sharon Saunders and Lois Davis

Co-Headteachers

VIRTUAL ELM CLASS WOULD LIKE TO SEND YOU THE FOLLOWING MESSAGE:



Story Time





In an attempt to improve all of our children's experience via virtual school, we will from next week be introducing a daily 'Lady Boswell's Story Time'. Keep an eye on your child's class page for details.

We are also aware that London Zoo will be starting a Story Time called 'Tails from the Zoo'. These stories will be shared via the Zoos' Facebook pages, kicking off tomorrow (Saturday 16th January), with Julia Donaldson's 'What the Ladybird Heard on Holiday', read by zookeeper, Nick Burnham, and attentively listened to by Yoda the white-cheeked gibbon.



TAKE A TRIP TO THE ZOO

Enjoy a virtual trip to the zoo by visiting Chester Zoo at <https://www.chesterzoo.org/virtual-zoo-2/>



Year 2 have this week been repeating their work on addition and are working on multiplication

WE HAVE A VACCINE!



www.elsa-support.co.uk

Elsa-Support have created a wonderful 'Vaccine Story' providing an accessible way for younger children to understand the COVID vaccination programme.

To see the whole story, please visit:


<https://primariesite-prod-sorted.s3.amazonaws.com/lady-boswells-church-of-england-va-primary-school/UploadedDocument/a3c3ec839d634cbb9fa2c773cf1b58dd/vaccine-story.pdf>



Alexa B, Year R, in Knole Park with her cute snowman



Luca vdB, Year 1, has been learning about Pinocchio for literacy and made a Pinocchio snowman in Knole Park!



Left: Joe F's amazing polymer clay Tutankhamen

Above: Christian S, Year 3, produced this stunning mosaic manger



Top Left: Billy the cat helping Eva F from Year 3 with her work!

Above Right: Melba L, Year 4, sent Miss Cheeseman video footage of her gymnastics PE lesson this week.



Below: Harry P, Year 4, created this collage self-portrait

Above: Stella B, Year 6, created this colourful portrait inspired by an art lesson on artist Sandra Silberzweig





Left: Sophie O'G, Year 1, created these colourful Tate Kids collage pictures.

Centre: Year 1, Monty B's colourful space creation



Above: Eleanor B, Year 1, made this amazing decorated papier-mâché hot air balloon



Our thanks to our friends at Stonepitts Farm for the stunning Christmas tree that they donated to the School before Christmas. They have, this week, written to us to say that your Christmas tree purchases have resulted in a donation by Stonepitts to our PTA of £50, and donations to their chosen charities, Help for Heroes and The Stag Theatre of £700 each.





Above: Elm Class investigated Darwin's theory of natural selection, using various tools for 'bird beaks' and different sized objects to represent food sources. Lots of fantastic scientific investigating took place and lots of fun was had! Many children also rose to the challenge of presenting their findings, from multiple variables, all on one bar chart - excellent work Year 6!

Below: Year 4 bubble joining in with a Joe Wicks session





Above left: Dexter M, Year 1, made a 'hockey snowman' last week and England hockey posted it on their social media

Above right: Elliot G, Year 2, created a delicious looking fruit salad. Older brother , Oscar and the dog (bottom left corner) are clearly now his best friends!!!!

Below: Annabelle O'G, Year 4, created these stunning Tate Kids collage pictures





Above: Year 4, Jagger B's amazing space picture

Below left: Miss Harris particularly liked this piece of 'forces' work completed by Molly B, Year 3

Below right: Oliver M, Year 2, with his fruit salad which was created as part of the Year 2 literacy learning





Above: Year 6 bubble on a damp playtime!

Below: Please follow the link below for a publication from our caterers CH&Co designed for the children to enjoy. It includes recipes and interesting articles. The link can also be found on the klz Classes page under Whole School>Useful Links>Practical and Fun Resources.

<https://primarysite-prod-sorted.s3.amazonaws.com/lady-boswells-church-of-england-va-primary-school/UploadedDocument/8b0d800d4e9f47c0a207a575eab2a66b/from-the-kitchen-learning-from-home-130121.pdf>

CH & CO

LEARNING FROM HOME

In this edition

- AMANDA'S LUNCHES** WEEK ONE
- SEASONAL INGREDIENT** CAULIFLOWER
- SUPERMARKET SWAPS** SAUSAGE & MASH
- SUNDAY SPECIAL**
- PLUS RECIPES & MUCH MORE...**

FROM THE Kitchen
13 JANUARY 2021

SUBSCRIBE (FOR FREE) TO BLUE PETER ON YOUTUBE



A promotional banner for the Blue Peter YouTube channel. The background is a solid blue color. At the top, the text 'YOUTUBE.COM/BLUEPETER' is written in large, bold, white letters with a blue outline. Below this, on the left, is the 'Blue Peter' logo, which consists of the words 'Blue' and 'Peter' in a stylized font, with a circular emblem containing a globe to the right of 'Blue'. In the center, four young people are posed: a boy in a brown jacket and black pants is crouching on the left; a girl in a yellow sweater and blue jeans is standing behind him; a girl in a purple jumpsuit is standing in the center; and a boy in a grey sweater and black pants is sitting on a white rectangular block on the right. A beagle dog is sitting in front of the boy on the block. In the top right corner, there is a red rectangular button with the word 'SUBSCRIBE' in white capital letters. At the bottom, the text 'SUBSCRIBE NOW!' is written in large, bold, white letters with a blue outline. In the bottom left corner, there is a small square icon with a white person silhouette on a blue background.

If you wish to subscribe for free please follow the link below:

<https://www.youtube.com/bluepeter>

Don't forget to watch the live programme on CBBC at 5.00pm every week, or on BBC iPlayer.

Virtual Lego Club

Are you a future creator, inventor or engineer? Show us your creations!

From January 2021, Sevenoaks School are inviting schools to get involved and take part in the Virtual Lego Club. With new themes every month.

.....

How do I get involved?

Parents can sign their child up to the challenge by emailing Outreach@sevenoaksschool.org

They will be sent out the theme each month, a link to resources and where to tag their creations online.

.....

DIARY DATES

All diary dates can also be found on the Lady Boswell's website under Parents>Calendar.

TERM 3—DIARY DATES		TERM 4—DIARY DATES	
12/2/2021	Last day of Term 3	22/2/2021	First day of Term 4
		22/2/2021	Everest children invited to attend School in own clothes
		4/3/2021	World Book Day
		5 and 8/3/2021	3.30pm Travelling Book Fair—to be confirmed
		8/3/2021	Bentley Photographic Class Photos
		9 and 10/3/2021	Parent Consultation evenings—information to follow
		12/3/2021	Mother's Day Service—tbc
		22/3/2021	Science Week commences
		26/3/2021	Year 5 Trip to Grosvenor Hall—tbc
		31/3/2021	Easter Service—details to follow
		1/4/2020	Open Classroom—tbc
		1/4/2020	Last day of Term 4

